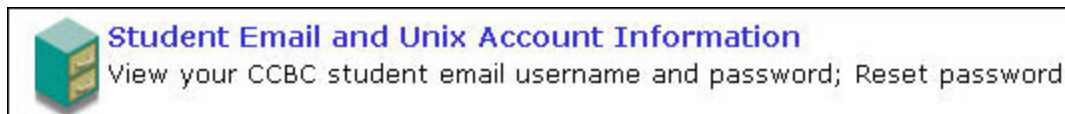


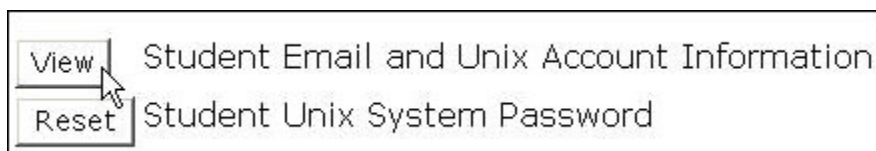
How to Access Your CCBC Student Web Mail

Step One: Obtain Your Username and Password from the SIMON (CCBC Online Information System) Skip to step two if you already have your username and password.

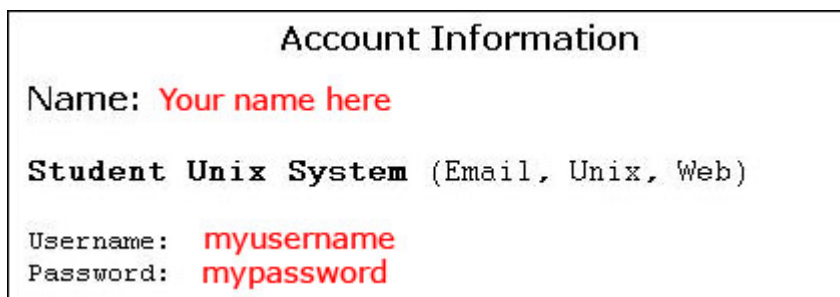
1. Log into SIMON (CCBC Online Information System) by clicking the link on the CCBC homepage.
2. Select “Student Email and Unix Account Information” from the menu.



3. Click “View”.



4. Your Email username and password will be shown.



Your password can be changed after you log into web mail.

5. You can access your email account by clicking on the link provided.



Step Two: Log into Web Mail by following the steps above or by selecting “Student Email” from the CCBC homepage. Click “Enter Web Mail” and enter your username and password.

HINT: While on the main web mail page please download the user manual and information about how to forward your CCBC web mail to another email account.