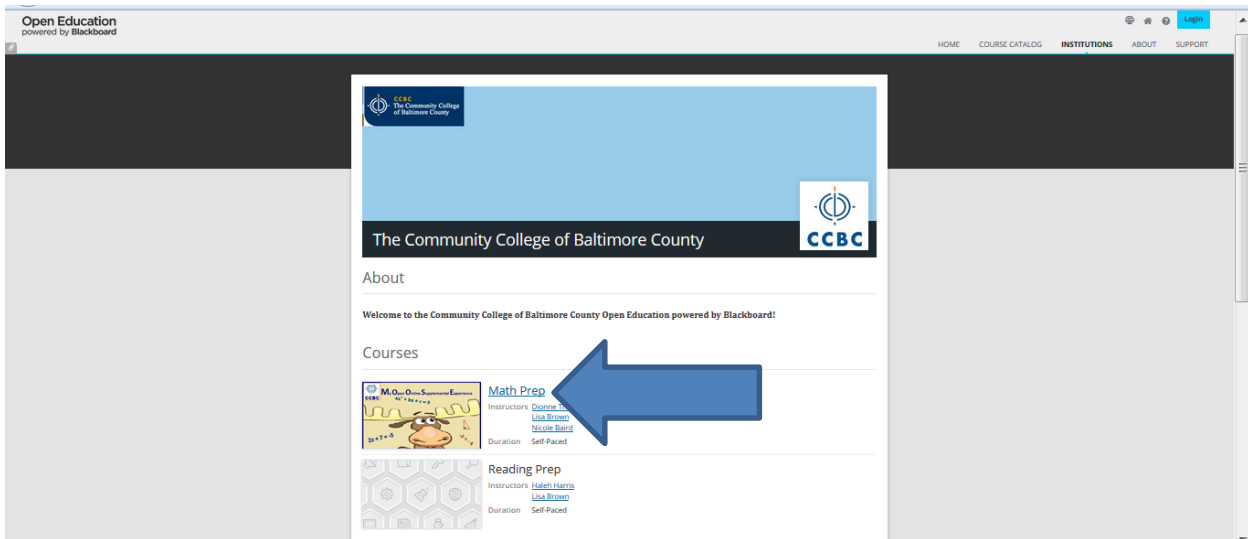


# How to Enroll in the CCBC MOOSE

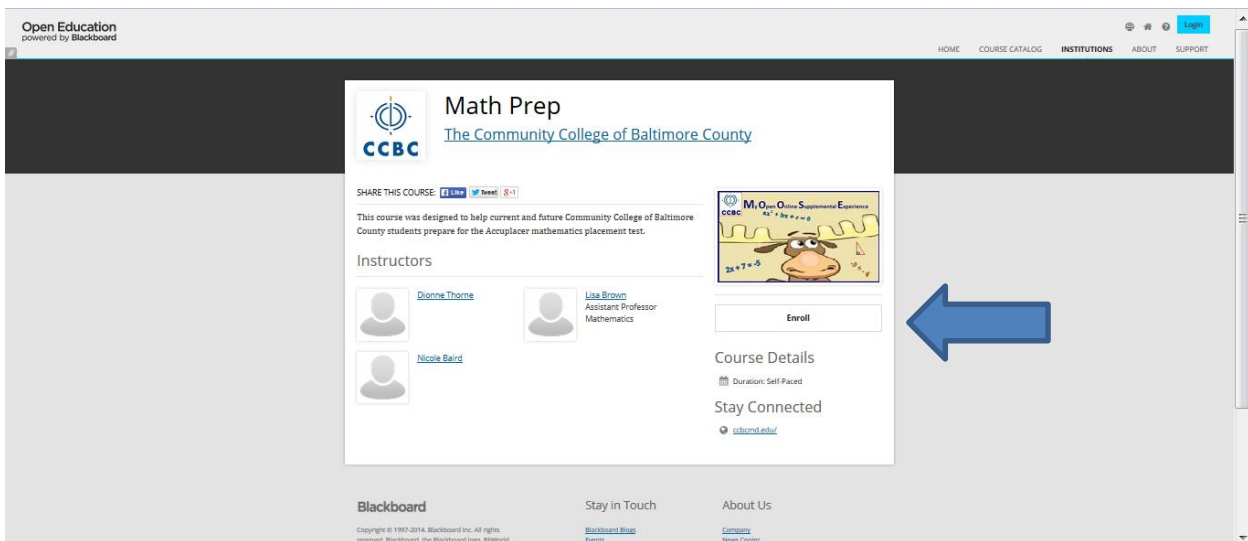
The CCBC MOOSE provides **FREE** practice for The Community College of Baltimore County placement test: Accuplacer.

**STEP 1:** Go to: <https://openeducation.blackboard.com/ccbcmd>

**STEP 2:** Click the Math or Reading MOOSE Prep. If you would like to practice more than one topic you can (see STEP 6).



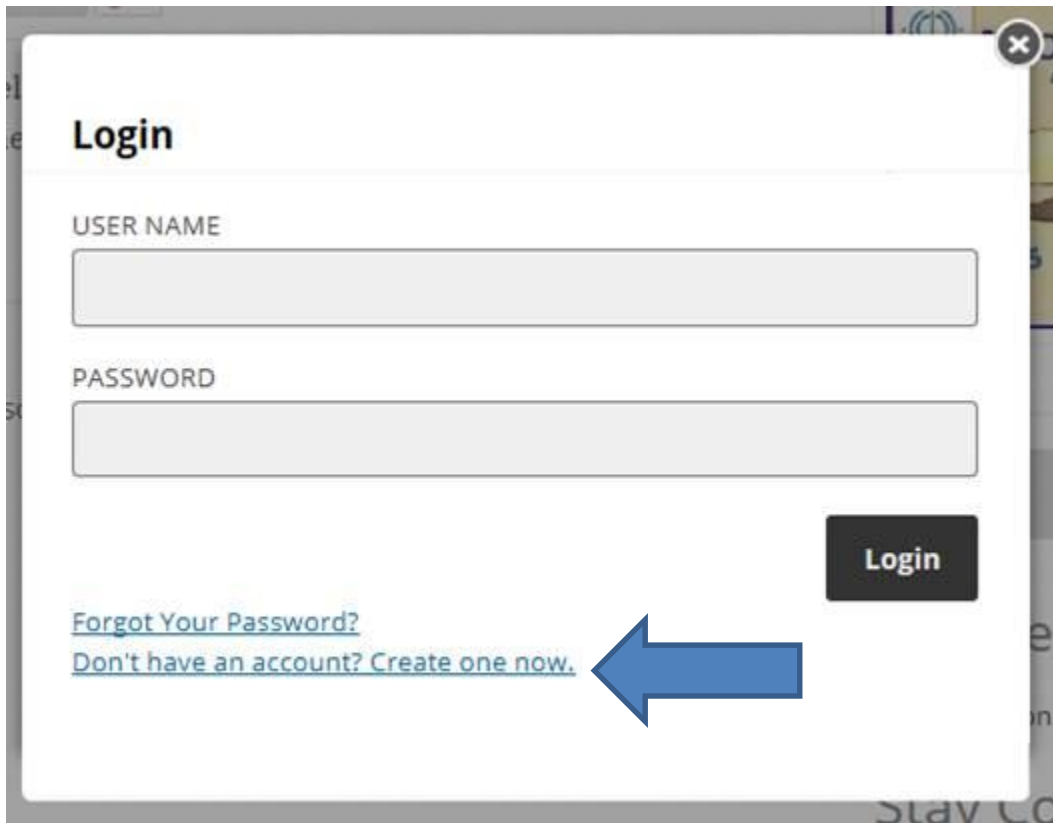
**Step 3:** Click “Enroll” to enter the prep materials.



# How to Enroll in the CCBC MOOSE

---

**STEP 4:** If you are visiting the site for the first time, you will need to create an account. Click “Don’t have an account? Create one now.”



The image shows a login form titled "Login" with a close button in the top right corner. It contains two input fields: "USER NAME" and "PASSWORD". Below the fields is a black "Login" button. At the bottom left, there are two links: "Forgot Your Password?" and "Don't have an account? Create one now.". A blue arrow points to the second link.

# How to Enroll in the CCBC MOOSE

---

**STEP 5:** Create an account by entering your own username and password. Fill in your name, email address and country. You can practice using the CCBC MOOSE as many times as you like!

**TIP:** Keep your username and password in a safe place. You will need your username and password each time you want to practice the MOOSE.

### Create Account

USER NAME

PASSWORD

CONFIRM PASSWORD

FIRST NAME

LAST NAME

EMAIL ADDRESS

COUNTRY

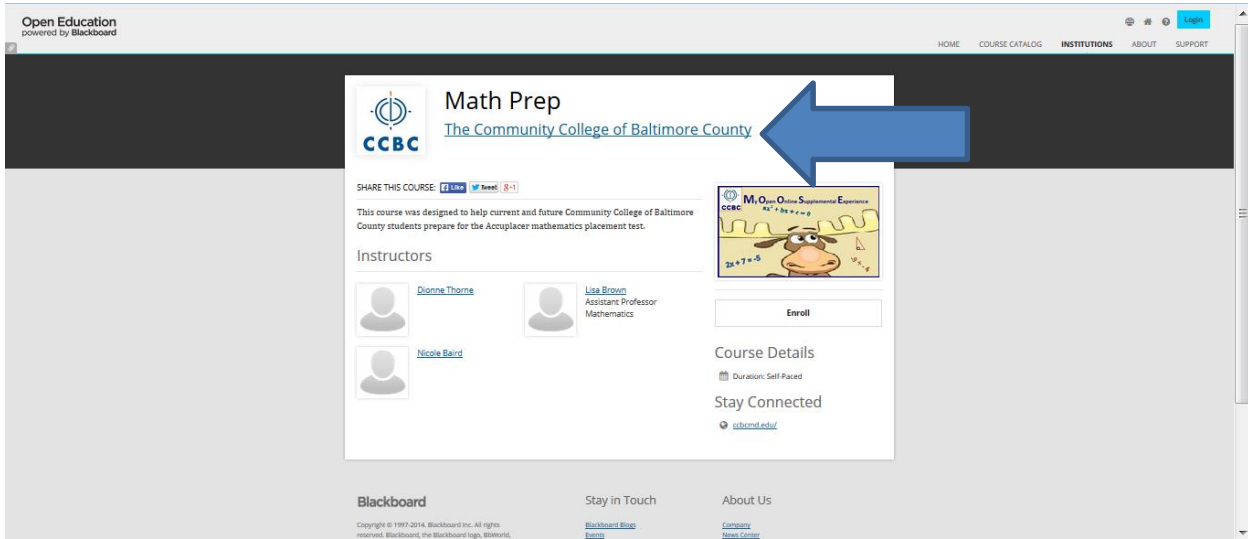
I agree to the [Terms of Use](#)

I agree that Blackboard may use my personal information in providing any Blackboard product or service and that Blackboard may share my personal information with the institutions providing the courses in which I enroll.

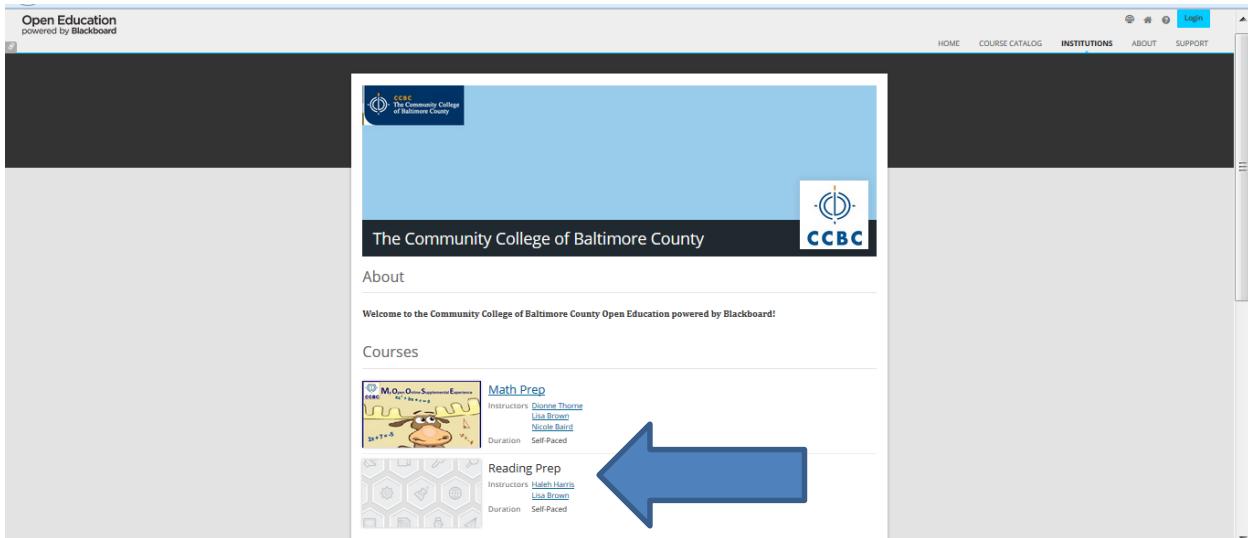
[I already have an account.](#)

# How to Enroll in the CCBC MOOSE

**STEP 6: If you would like to enter one of the other CCBC MOOSE preps, click “The Community College of Baltimore County”.**

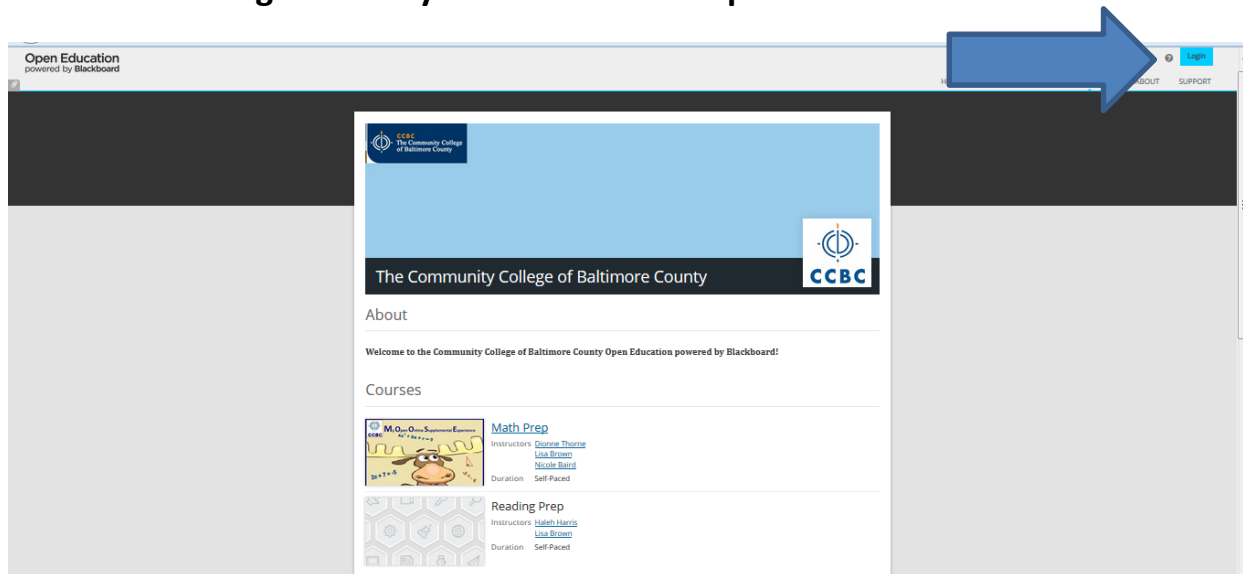


**STEP 7: To enroll in another MOOSE Prep. You will not need to create another username and password. Click on the course (while you are logged in) and then click enroll.**



# How to Enroll in the CCBC MOOSE

**STEP 8:** You can exit and enter the MOOSE when you wish. Click “LOGOUT” to sign off or “LOGIN” to sign in with your username and password.



**STEP 9: IMPORTANT:** You must complete the “Introductory Survey” under “Start Here” in order to view the MOOSE.

**STEP 10:** If you need help accessing or navigating the MOOSE, contact any one of the CCBC Student Success Centers.

CAMPUS	Phone Number	Room Location
Catonsville	443-840-2750	LIBR -100
Dundalk	443-840-3666	COMM-121
Essex	443-840-1820	SSRV-203
Owings Mills	443-840-5870	County Center-403